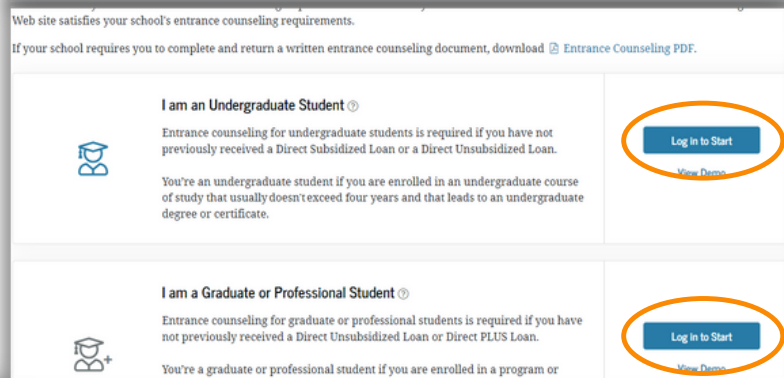
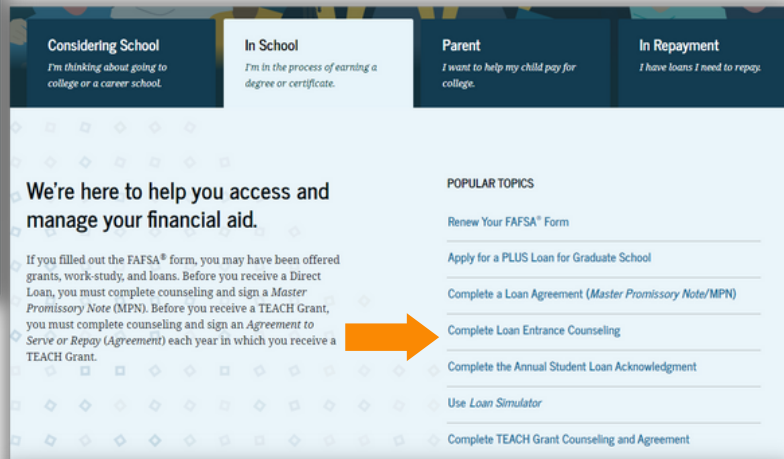
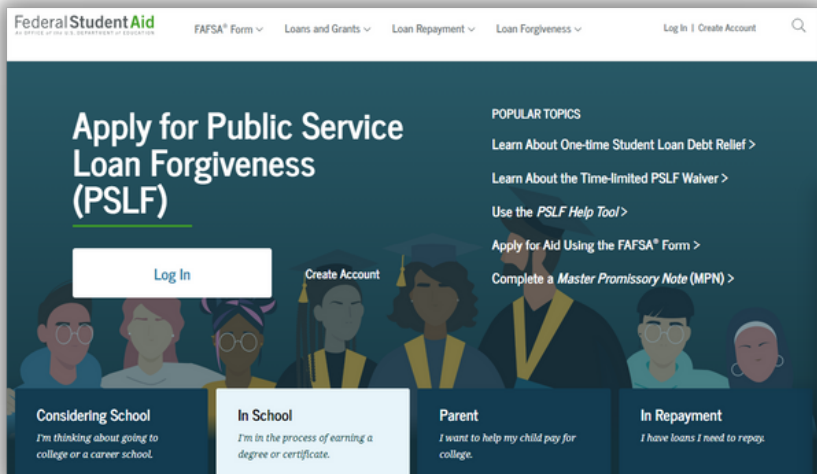


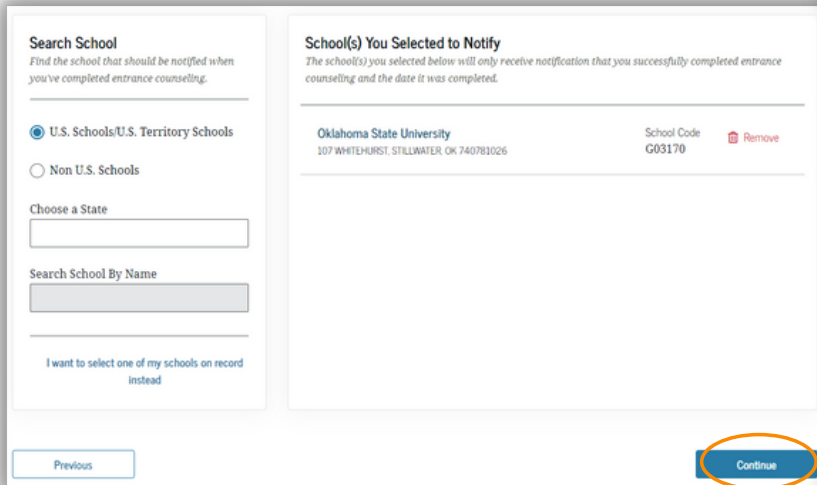
Entrance Counseling for Subsidized and/or Unsubsidized Loans

Go to **studentaid.gov**



1. Go to the **In School** tab in the middle of the page.
2. Under popular topics, select **Complete Loan Entrance Counseling**.
3. Select your **Student Status** and click **Log in to Start**.

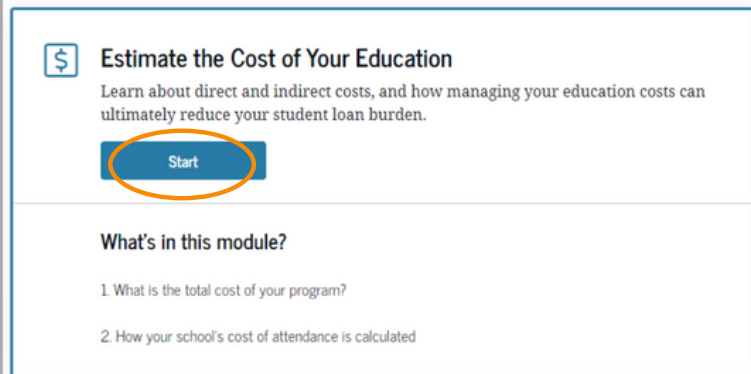
4. Log in using your Federal Student Aid ID (FSA ID). This is the same FSA ID you used to sign your FAFSA.
5. Read through the **Entrance Counseling Overview**.
6. Select Oklahoma State University under the **Search School** tool and then click on **continue**.



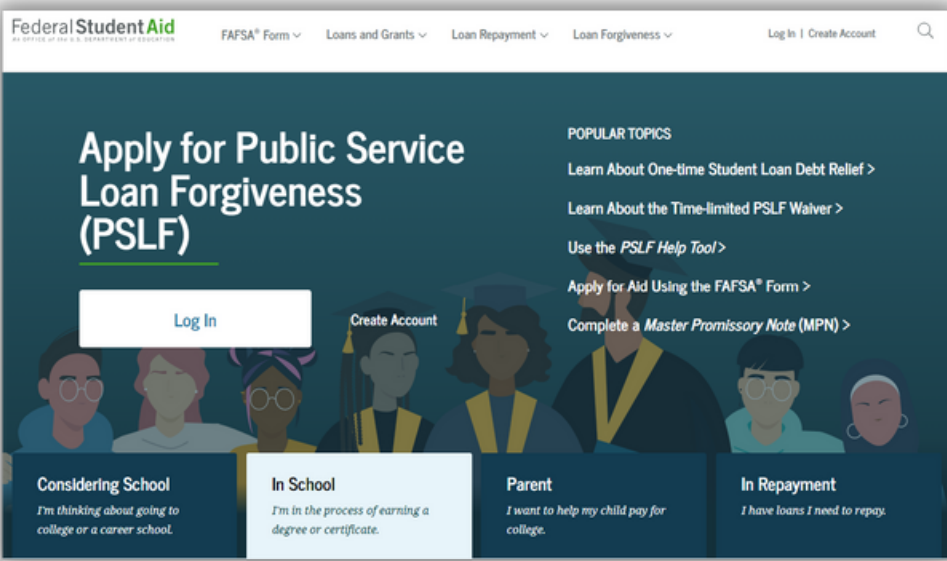
7. Select the **Start** button and begin the modules.

Entrance Counseling Modules

Review what you'll learn in each module and select "Start" for the first module to begin.



Master Promissory Note (MPN) for Subsidized and/or Unsubsidized Loans



Go to **studentaid.gov**

1. Go to the **In School** tab in the middle of the page.
2. Under popular topics, select **Complete a Loan Agreement (Master Promissory Note/MPN)**.
3. Select your **Student Status** and click **Log in to Start**. Make sure you are selecting the correct one for undergraduate or graduate/professional.
4. You will then **complete** the Master Promissory Note (MPN).
5. The same Master Promissory Note (MPN) is used for both Subsidized and Unsubsidized Loans.
6. The MPN is retained by the loan servicer throughout your education at OSU.
7. Additional loans you take out in future years will be added to this MPN.

