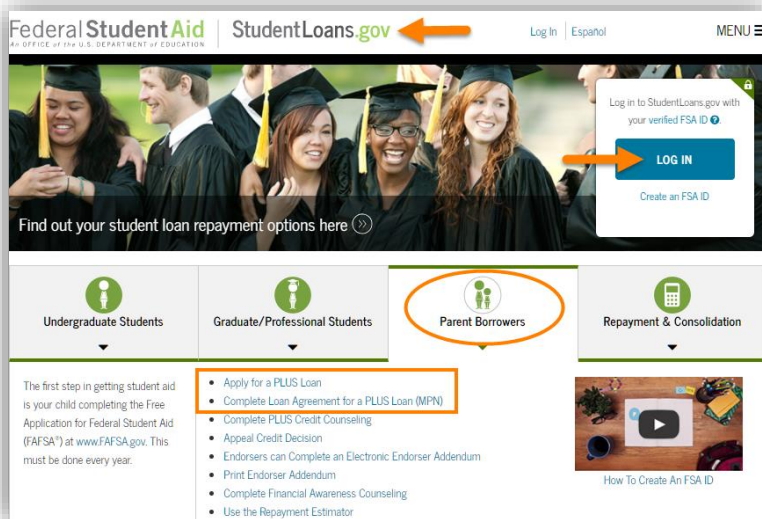


Application for Parent PLUS Loan (completed each year)

New Borrowers: Complete the Application FIRST, followed by the Master Promissory Note.

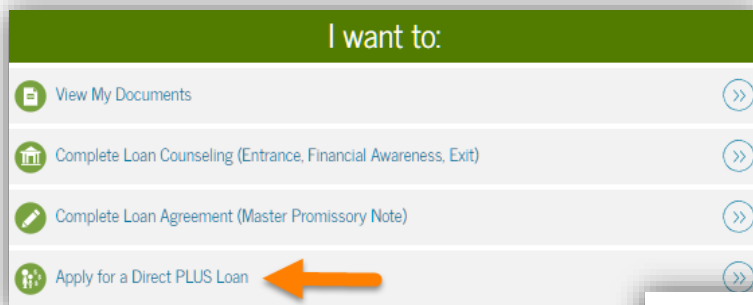


Parent Borrower:

Go to studentloans.gov.

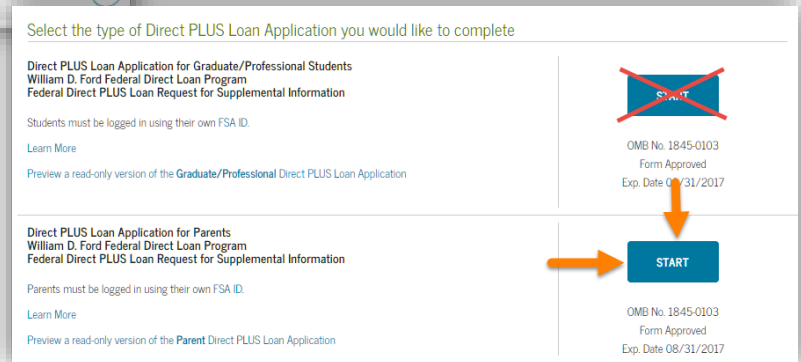
LOG IN using your **Federal Student Aid ID (FSAID)**. This is the same FSAID you used to sign the FAFSA.

If you can't remember your FSAID, you can request a duplicate at fsaid.ed.gov.

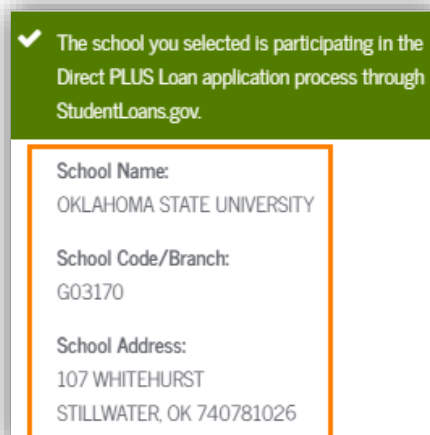


AFTER you sign in:

1. Select **Apply for a Direct PLUS Loan**.

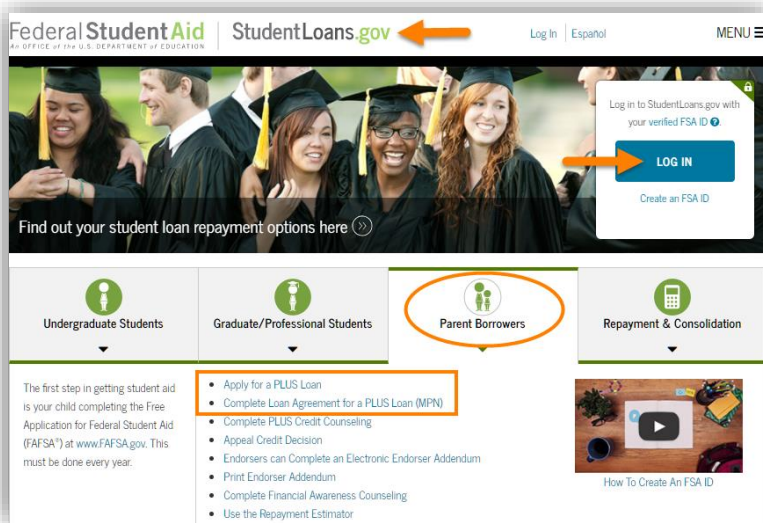


- Click the **START** button to the right of **Direct PLUS Loan Application for Parents**.
 - Complete all parts of the application
 - The application includes information about deferring the loan and when payment will start.
 - You can indicate whether you want any credit balance, after OSU charges have been paid, sent to you or to your student. You will receive the results of the credit check once you complete the application.
- Select **OSU in Stillwater** as the school to receive your Parent PLUS Loan Application information.
- New Borrowers:** You must also complete the **Master Promissory Note (MPN)** the first time you borrow in this program. Instructions are on the next page.



Master Promissory Note (MPN) for Parent PLUS Loan

New Borrowers: Complete the PLUS Loan Application FIRST, followed by the MPN.



Go to studentloans.gov.

LOG IN using your **Federal Student Aid ID (FSAID)**. This is the same FSAID you used to sign your FAFSA.

If you can't remember your FSAID, you can request a duplicate at fsaid.ed.gov.

AFTER you sign in:

1. Select **Complete Loan Agreement (Master Promissory Note)**.
2. Click the **START** button to the right of **MPN for PLUS MPN for Parents**.
 - The MPN is retained by the loan servicer throughout your student's education at OSU.
 - Additional Parent PLUS loans you take out in future years will be added to this MPN.
3. Select **OSU in Stillwater** as the school to be notified of your MPN completion.

