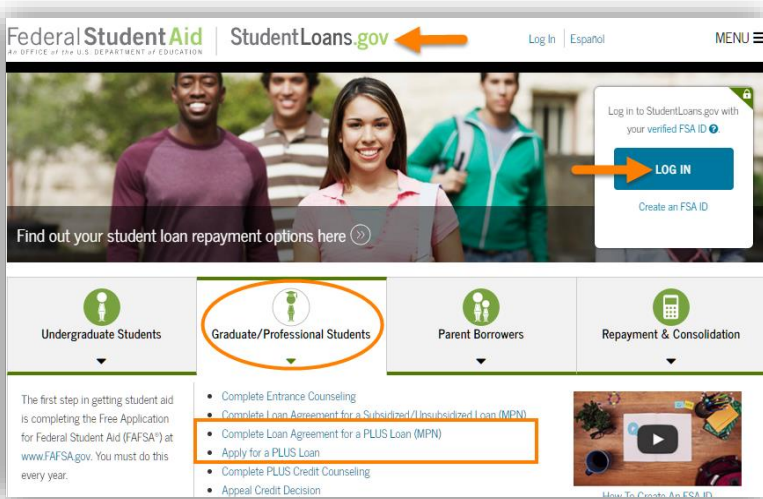


Application for Graduate/Professional PLUS Loan (completed each year)

New Borrowers: Complete the Application FIRST, followed by the Master Promissory Note.



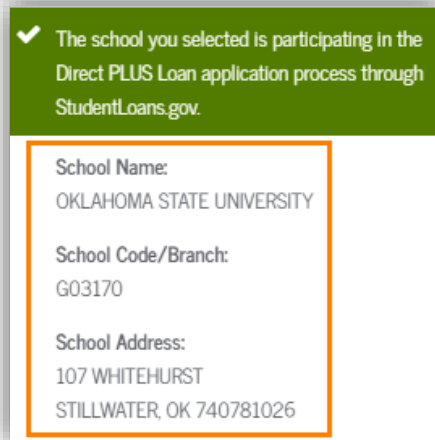
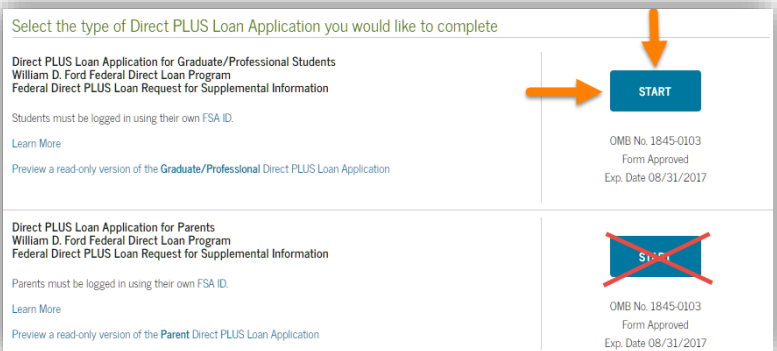
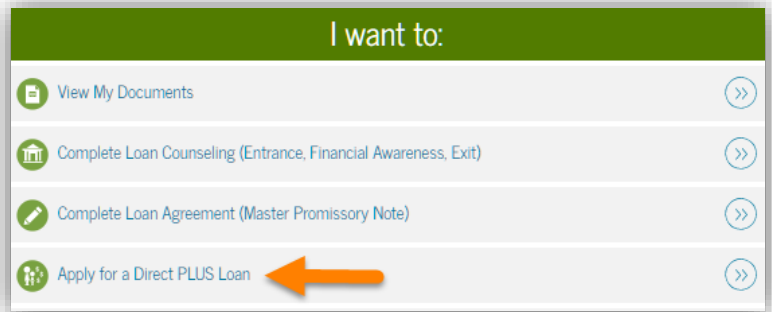
Go to studentloans.gov.

LOG IN using your **Federal Student Aid ID (FSAID)**. This is the same FSAID you used to sign your FAFSA.

If you can't remember your FSAID, you can request a duplicate at fsaid.ed.gov.

AFTER you sign in:

1. Select **Apply for a Direct PLUS Loan**.
2. Click the **START** button to the right of **Direct PLUS Loan Application for Graduate/Professional Students**.
 - Complete all parts of the application
 - The application includes information about deferring the loan and when payment will start.
 - You will receive the results of the credit check once you complete the application.
3. Select **OSU in Stillwater** as the school to receive your Direct PLUS Loan Application information.
4. **New Borrowers:** You must also complete the **Master Promissory Note (MPN)** the first time you borrow in this program. Instructions are on the next page.



Master Promissory Note (MPN) for Graduate/Professional PLUS Loan (New Borrowers: Complete the PLUS Loan Application FIRST, followed by the MPN.)



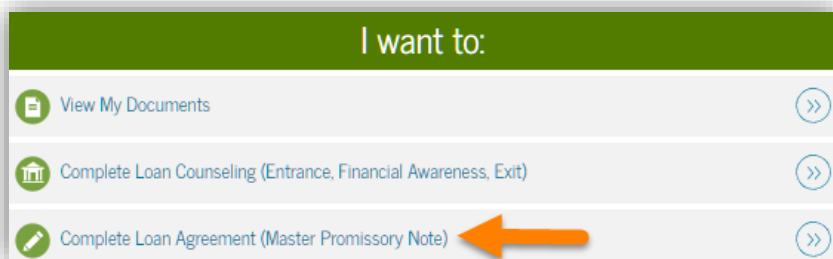
Go to studentloans.gov.

LOG IN using your **Federal Student Aid ID (FSAID)**. This is the same FSAID you used to sign your FAFSA.

If you can't remember your FSAID, you can request a duplicate at fsaid.ed.gov.

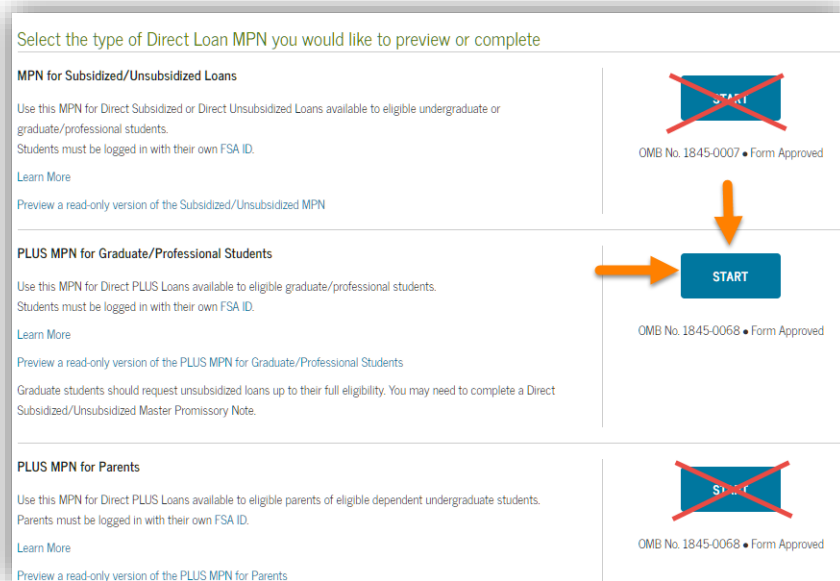
AFTER you sign in:

1. Select **Complete Loan Agreement (Master Promissory Note)**.



2. Click the **START** button to the right of **MPN for PLUS MPN for Graduate/Professional Students**.

- The MPN is retained by the loan servicer throughout your education at OSU.
- Additional PLUS loans you take out in future years will be added to this MPN.



3. Select **OSU in Stillwater** as the school to be notified of your MPN completion.

