



How Do I Check the Status of My OSU Financial Aid on the OSU Portal?

OSU Self-Service System

Go to my.okstate.edu and sign in using your OSU O-Key email address and password.

- If you've activated your O-Key but can't remember your password, click on the "Forgot Password?" link.
- If you haven't activated your O-Key yet, please review the information at admissions.okstate.edu/information/freshmen/your-next-steps-freshmen.html.
- If you still can't login with your O-Key, after following the steps above, contact the OSU IT Helpdesk at helpdesk@okstate.edu or call 405-744-4357.
- If you have questions about your status, contact the Office of Scholarships and Financial Aid at finaid@okstate.edu or call 405-744-6604.

O-Key - Sign In Service

Login Address:

Password:

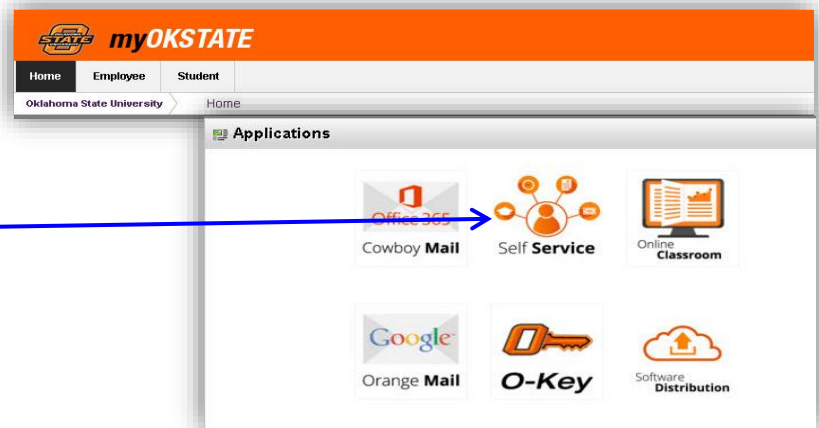
Login

[Forgot password?](#)
[Need Help?](#)

For security reasons, please Log Out and Exit your web browser when you are done accessing services that require authentication!

Once you login, you will see the **main portal** page:

- Click on the **"Self Service"** icon.



At the **Self-Service Main Menu**:

- Click on the **"Financial Aid"** tab.

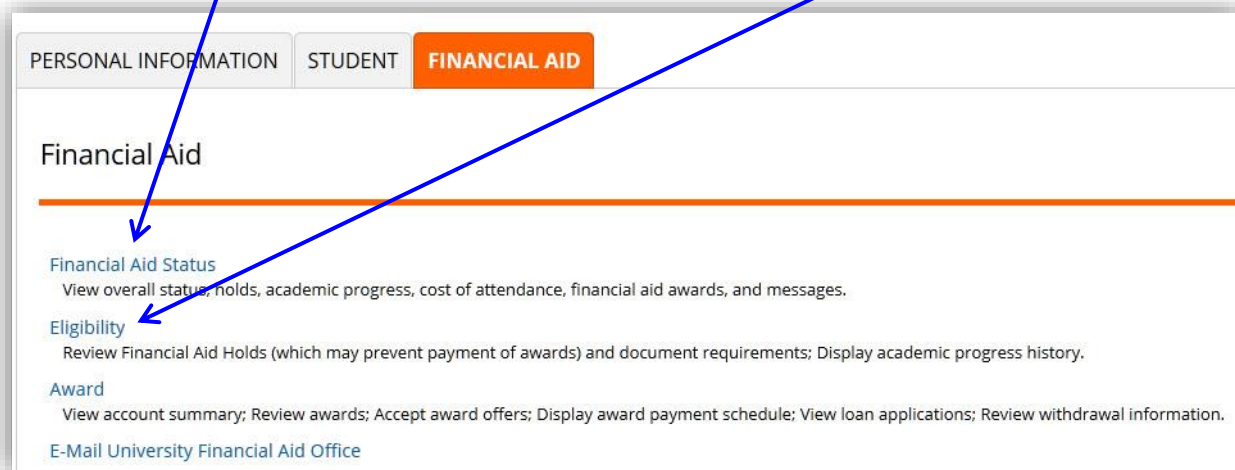


-Continued on Next Page-

Checking Financial Aid Status (continued)

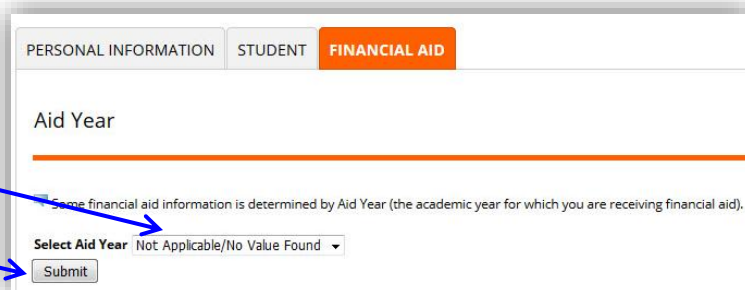
At the Financial Aid main menu:

- Click on **“Financial Aid Status”** to see an overall summary of your status **OR** click on **“Eligibility”** to go directly to view document requirements.



To select the aid year:

- Go to the **“Select Aid Year”** drop-down list
- Choose the award year you want to view**
- Click **“Submit”**



Student Requirements/Eligibility Information:

- There are **two ways** to access Student Requirements information:
 - If you have unsatisfied requirements, you will see the “you have [unsatisfied requirements](#) for this aid year” message and you can follow that link to the eligibility requirements page,
 - OR**
 - You can go directly to this information by clicking on the **“Eligibility”** link at the Financial Aid main menu.
- Student Requirements** tab:
 - Displays both unsatisfied **and** satisfied requirements for the aid year.
 - All current unsatisfied requirements are listed together, followed by all satisfied requirements.
 - You will see a description of each requirement.
 - If the **name of the requirement is blue**, you can click the name to link to additional information and/or PDFs of required forms.
- Holds** tab:
 - Includes **only holds related to your financial aid eligibility**. All other student holds, including enrollment and transcript holds, display in the “Student” section of the Self Service system.
- Academic Progress** tab:
 - Includes **only information related to your federal/state financial aid eligibility**. You should check with the Registrar’s Office or your academic advisor regarding your academic standing as a student at OSU.

If you have questions about your status, contact the Office of Scholarships and Financial Aid at finaid@okstate.edu or call 405-744-6604.